


IMPORTANT INFORMATION

1. From the H.S.L.C. Examinations, 2024, the Board is introducing, in pursuance of Govt. Order No. MISC5/1/2024-EDN(S)-EDN(S) dated the 15th March, 2024 and the resolution of the Board of Secondary Education, Manipur in its meeting held on 20-04-2024, Grades and Grade Points System without display of marks in the Certificate-cum-Grade Statement issued by the Board of Secondary Education, Manipur (BOSEM). The adoption of the new system is in line with NEP-2020 which aims to enhance the overall performance of the student, without giving undue pressure and stress to the candidates. The original Certificate-cum-Grade Statement will be issued to all the candidates after the announcement of the H.S.L.C. Examination.
2. The authorized officials of the schools may collect the Certificate-cum-Grade Statement of the H.S.L.C. Examination, 2025 w.e.f. **26/05/2026**.
3. Provisional Certificate-cum-Grade Statement for the H.S.L.C. Examination, 2026 will be issued to the candidates w.e.f. **11/05/2026** on payment of Rs. 1500/- (and Rs. 100/- as cost of application form).
4. Unsuccessful candidates of the H.S.L.C. Examination, 2026 who want to sit the H.S.L.C. Examination, 2027 as regular candidate may be re-admitted to Class-X in their respective schools within 45 days of the date of announcement of the results. The schools are to send the names of such newly admitted students to the Board within 60 days of the announcement of the result. Internal marks for these re-admitted students are to be entered in the application form.
5. Any candidate who is desirous of re-scrutinizing his/her examined answer scripts of the examination under the Regulation(s) of the Board may apply in the prescribed form w.e.f. 11th May to 25th May, 2026 with a fee of **Rs. 2100/- (non refundable)** per subject which is inclusive of cost of application form. No application after the last date and also without the requisite fees shall be entertained. **It may be noted that re-scrutiny of answer scripts does not mean re-evaluation/re-examination of the evaluated scripts.**


08/05/26
(Ayam Thoi Singh)
Controller of Examinations

GENERAL INFORMATIONS :

1. Formula for calculation of **Nominal Percentage of marks** in a subject = **Grade Point in the subject X 9.5**
2. Formula for calculation of Cumulative Grade Point Average (CGPA) = $\frac{\text{Sum of Grade Points of all 6 subjects}}{6}$
3. Grades in School Based Assessment subjects (Work Experience and Physical Health Education):

| | | | | | |
|----------------|--------|-------|-------|-------|------|
| Marks obtained | 81-100 | 61-80 | 46-60 | 33-45 | 0-32 |
| Grade | A | B | C | D | E |
| Grade Point | 5 | 4 | 3 | 2 | 1 |

- 4.(i) Grades in the External Assessment and Internal Assessment :

| GRADE | Subejcts without Practical | Subejcts with Practical | | | Internal Assessment (conducted by the School) | Result |
|-------|---|---|---|--------------------------------|---|--------|
| | 80 Marks (Theory) Marks Range | 48 Marks (Theory) Marks Range | 32 Marks (Theory) Marks Range | 20 Marks Marks Range | | |
| A1 | 73-80 | 44-48 | 29-32 | 18-20 | PASS | |
| A2 | 65-72 | 39-43 | 26-28 | 16-17 | | |
| B1 | 57-64 | 34-38 | 23-25 | 14-15 | | |
| B2 | 49-56 | 29-33 | 20-22 | 12-13 | | |
| C1 | 41-48 | 24-28 | 16-19 | 10-11 | | |
| C2 | 33-40 | 18-23 | 13-15 | 09 | | |
| D | 20-32 | 12-17 | 08-12 | 08 | | |
| E1 | 10-19 | 06-11 | 05-07 | Not Applicable | FAIL | |
| E2 | 0-10 or absent | 0-5 or absent | 0-4 or absent | | | |

- 4.(ii) Grade obtained in a subject:

| Marks Range | GRADES | Grade Points |
|-------------|--------|--------------|
| 91-100 | A1 | 10.0 |
| 81-90 | A2 | 9.0 |
| 71-80 | B1 | 8.0 |
| 61-70 | B2 | 7.0 |
| 51-60 | C1 | 6.0 |
| 41-50 | C2 | 5.0 |
| 33-40 | D | 4.0 |
| 21-32 | E1 | FAIL |
| 00-20 | E2 | FAIL |

5. **Criteria for PASS in a subject (whichever applicable)**

- Secured/Obtained a minimum of 20 out of 80 marks or Grade D in Theory (of External Assessment).
 - Secured/Obtained a minimum of 8 out of 20 marks or Grade D in Internal Assessment.
 - Secured/Obtained at least a total of 33 marks or Grade D in Theory (of External Assessment) and Internal Assessment.
- or,
- Secured /Obtained a minimum of 12 out of 48 marks or Grade D in Theory (of External Assessment).
 - Secured/Obtained a minimum of 8 marks out 32 marks or Grade D in Practical.
 - Secured/Obtained a minimum of 8 out of 20 marks or Grade D in Internal Assessment.
 - Secured/Obtained at least a total of 33 marks or Grade D in Theory (of External Assessment), Practical and Internal Assessment.
- Absence in any Theory or Practical examination or both will be treated as Absent and assigned Grade E2.
 - Students who obtained at least D grade in "GRADE OBTAINED" in all subjects will be declared as PASS.
 - Students who obtained E1 or E2 in either Theory or Practical Examination will obtain the corresponding Grade i.e. E1 or E2.
 - Students who obtained E1 or E2 in the "GRADE OBTAINED" in any Externally Assessment will be declared as FAIL.

STATISTICAL ABSTRACT

HIGH SCHOOL LEAVING CERTIFICATE EXAMINATION, 2026

| Category | Male | | | Female | | | Total | | | Pass% |
|--------------|--------------|--------------|--------------|--------------|--------------|--------------|--------------|--------------|--------------|--------------|
| | Enrol | App | Pass | Enrol | App | Pass | Enrol | App | Pass | |
| Regular | 18265 | 18174 | 16202 | 18264 | 18210 | 16174 | 36529 | 36384 | 32376 | 88.98 |
| External | 109 | 109 | 51 | 88 | 86 | 32 | 197 | 195 | 83 | 42.56 |
| Total | 18374 | 18283 | 16253 | 18352 | 18296 | 16206 | 36726 | 36579 | 32459 | 88.74 |

STATISTICAL ABSTRACT ON SCHOOL MANAGEMENT-WISE

HIGH SCHOOL LEAVING CERTIFICATE EXAMINATION, 2026

| School Mgmt. | Male | | | Female | | | Total | | | Pass% |
|--------------|--------------|--------------|--------------|--------------|--------------|--------------|--------------|--------------|--------------|--------------|
| | Enrol | App | Pass | Enrol | App | Pass | Enrol | App | Pass | |
| Government | 4112 | 4070 | 3109 | 4079 | 4056 | 3199 | 8191 | 8126 | 6308 | 77.63 |
| Aided | 797 | 788 | 664 | 701 | 695 | 584 | 1498 | 1483 | 1248 | 84.15 |
| Private | 13465 | 13425 | 12480 | 13572 | 13545 | 12423 | 27037 | 26970 | 24903 | 92.34 |
| Total | 18374 | 18283 | 16253 | 18352 | 18296 | 16206 | 36726 | 36579 | 32459 | 88.74 |


STATISTICAL ABSTRACT ON SOCIAL CATEGORY-WISE

HIGH SCHOOL LEAVING CERTIFICATE EXAMINATION, 2026

| Social Category | Male | | | Female | | | Total | | | Pass% |
|-----------------|--------------|--------------|--------------|--------------|--------------|--------------|--------------|--------------|--------------|--------------|
| | Enrol | App | Pass | Enrol | App | Pass | Enrol | App | Pass | |
| GEN | 3627 | 3609 | 3230 | 3718 | 3711 | 3248 | 7345 | 7320 | 6478 | 88.50 |
| SC | 1107 | 1106 | 1001 | 1083 | 1079 | 984 | 2190 | 2185 | 1985 | 90.85 |
| ST | 6407 | 6370 | 5495 | 6489 | 6460 | 5485 | 12896 | 12830 | 10980 | 85.58 |
| OBC | 7233 | 7198 | 6527 | 7062 | 7046 | 6489 | 14295 | 14244 | 13016 | 91.38 |
| Total | 18374 | 18283 | 16253 | 18352 | 18296 | 16206 | 36726 | 36579 | 32459 | 88.74 |


STATISTICAL ABSTRACT ON DISTRICT-WISE
HIGH SCHOOL LEAVING CERTIFICATE EXAMINATION, 2026

| District | Male | | | Female | | | Total | | | Pass% |
|--------------|--------------|--------------|--------------|--------------|--------------|--------------|--------------|--------------|--------------|--------------|
| | Enrol | App | Pass | Enrol | App | Pass | Enrol | App | Pass | |
| Imphal West | 3753 | 3737 | 3293 | 3943 | 3933 | 3506 | 7696 | 7670 | 6799 | 88.64 |
| Imphal East | 2485 | 2472 | 2192 | 2514 | 2507 | 2219 | 4999 | 4979 | 4411 | 88.59 |
| Thoubal | 2311 | 2299 | 2204 | 2248 | 2247 | 2174 | 4559 | 4546 | 4378 | 96.30 |
| Bishnupur | 1906 | 1900 | 1721 | 1829 | 1825 | 1668 | 3735 | 3725 | 3389 | 90.98 |
| Ukhrul | 903 | 900 | 808 | 958 | 957 | 860 | 1861 | 1857 | 1668 | 89.82 |
| CCPur | 1903 | 1894 | 1613 | 1958 | 1952 | 1584 | 3861 | 3846 | 3197 | 83.13 |
| Senapati | 762 | 761 | 599 | 835 | 833 | 679 | 1597 | 1594 | 1278 | 80.18 |
| Tamenglong | 317 | 317 | 272 | 397 | 396 | 330 | 714 | 713 | 602 | 84.43 |
| Chandel | 357 | 355 | 348 | 338 | 333 | 322 | 695 | 688 | 670 | 97.38 |
| Jiribam | 201 | 201 | 160 | 224 | 224 | 157 | 425 | 425 | 317 | 74.59 |
| Kakching | 1150 | 1148 | 1049 | 1021 | 1020 | 935 | 2171 | 2168 | 1984 | 91.51 |
| Kamjong | 143 | 141 | 113 | 140 | 139 | 121 | 283 | 280 | 234 | 83.57 |
| Pherzwal | 66 | 66 | 61 | 45 | 44 | 34 | 111 | 110 | 95 | 86.36 |
| Kangpokipi | 1291 | 1279 | 1066 | 1227 | 1216 | 991 | 2518 | 2495 | 2057 | 82.44 |
| Noney | 394 | 389 | 368 | 356 | 353 | 340 | 750 | 742 | 708 | 95.42 |
| Tengnoupal | 432 | 424 | 386 | 319 | 317 | 286 | 751 | 741 | 672 | 90.69 |
| Total | 18374 | 18283 | 16253 | 18352 | 18296 | 16206 | 36726 | 36579 | 32459 | 88.74 |


 03/05/26
 (Ayam Thoi Singh)
 Controller of Examinations

STATISTICAL ABSTRACT ON ZONAL-WISE
HIGH SCHOOL LEAVING CERTIFICATE EXAMINATION, 2026

| District | Male | | | Female | | | Total | | | Pass% |
|--------------|--------------|--------------|--------------|--------------|--------------|--------------|--------------|--------------|--------------|--------------|
| | Enrol | App | Pass | Enrol | App | Pass | Enrol | App | Pass | |
| IW ZEO | 1827 | 1821 | 1536 | 2015 | 2007 | 1743 | 3842 | 3828 | 3279 | 85.66 |
| IE ZEO | 2485 | 2472 | 2192 | 2514 | 2507 | 2219 | 4999 | 4979 | 4411 | 88.59 |
| TBL ZEO | 2311 | 2299 | 2204 | 2248 | 2247 | 2174 | 4559 | 4546 | 4378 | 96.30 |
| BPR ZEO | 1906 | 1900 | 1721 | 1829 | 1825 | 1668 | 3735 | 3725 | 3389 | 90.98 |
| UKL ZEO | 903 | 900 | 808 | 958 | 957 | 860 | 1861 | 1857 | 1668 | 89.82 |
| CCP ZEO | 1903 | 1894 | 1613 | 1958 | 1952 | 1584 | 3861 | 3846 | 3197 | 83.13 |
| SPT ZEO | 762 | 761 | 599 | 835 | 833 | 679 | 1597 | 1594 | 1278 | 80.18 |
| TML ZEO | 317 | 317 | 272 | 397 | 396 | 330 | 714 | 713 | 602 | 84.43 |
| CDL ZEO | 357 | 355 | 348 | 338 | 333 | 322 | 695 | 688 | 670 | 97.38 |
| JBM ZEO | 201 | 201 | 160 | 224 | 224 | 157 | 425 | 425 | 317 | 74.59 |
| KAK ZEO | 1150 | 1148 | 1049 | 1021 | 1020 | 935 | 2171 | 2168 | 1984 | 91.51 |
| KMJ ZEO | 143 | 141 | 113 | 140 | 139 | 121 | 283 | 280 | 234 | 83.57 |
| PHZ ZEO | 66 | 66 | 61 | 45 | 44 | 34 | 111 | 110 | 95 | 86.36 |
| KPI ZEO | 1291 | 1279 | 1066 | 1227 | 1216 | 991 | 2518 | 2495 | 2057 | 82.44 |
| NNY ZEO | 394 | 389 | 368 | 356 | 353 | 340 | 750 | 742 | 708 | 95.42 |
| TNL ZEO | 432 | 424 | 386 | 319 | 317 | 286 | 751 | 741 | 672 | 90.69 |
| WNG ZEO | 1926 | 1916 | 1757 | 1928 | 1926 | 1763 | 3854 | 3842 | 3520 | 91.62 |
| Total | 18374 | 18283 | 16253 | 18352 | 18296 | 16206 | 36726 | 36579 | 32459 | 88.74 |



 03/05/26
 (Ayam Thoi Singh)
 Controller of Examinations

**COMPARATIVE STATEMENT OF
GOVERNMENT, AIDED AND PRIVATE SCHOOLS IN THE
H.S.L.C. EXAMINATION RESULTS FOR THE LAST 10 (TEN) YEARS**

| Year | GOVERNMENT | | | AIDED | | | PRIVATE | | | Over- all passed | Overall pass % |
|------|---------------|-----------------|-----------|---------------|-----------------|-----------|---------------|-----------------|-----------|------------------------|-------------------|
| | No. of app | Total Passed | Pass % | No. of app | Total Passed | Pass % | No. of app | Total Passed | Pass % | | |
| 2017 | 7539 | 3445 | 45.7 | 1785 | 913 | 51.15 | 25505 | 18874 | 74 | 23232 | 66.7 |
| 2018 | 8419 | 4293 | 50.99 | 1719 | 1066 | 62.01 | 26926 | 21767 | 80.84 | 27126 | 73.18 |
| 2019 | 8715 | 4686 | 53.77 | 1674 | 1039 | 62.07 | 26749 | 22015 | 82.3 | 27740 | 74.69 |
| 2020 | 9008 | 3662 | 40.65 | 1891 | 975 | 51.56 | 27491 | 20447 | 74.38 | 25084 | 65.34 |
| 2021 | 12562 | 12562 | 100.00 | 2177 | 2177 | 100.00 | 32469 | 32469 | 100.00 | 47208 | 100.00 |
| 2022 | 8306 | 5022 | 60.46 | 1611 | 1136 | 70.52 | 29316 | 23656 | 80.69 | 29814 | 76.00 |
| 2023 | 8065 | 5401 | 66.96 | 1453 | 1187 | 81.69 | 28352 | 24777 | 87.39 | 31365 | 82.82 |
| 2024 | 9037 | 7622 | 84.34 | 1308 | 1213 | 92.74 | 27202 | 26096 | 95.93 | 34931 | 93.03 |
| 2025 | 8404 | 6918 | 82.32 | 1207 | 1103 | 91.38 | 27332 | 25734 | 94.15 | 33755 | 91.37 |
| 2026 | 8126 | 6308 | 77.63 | 1483 | 1248 | 84.15 | 26970 | 24903 | 92.34 | 32459 | 88.74 |

**COMPARATIVE STATEMENT OF
MALE AND FEMALE CANDIDATES IN THE
H.S.L.C. EXAMINATION RESULTS FOR THE LAST 10 (TEN) YEARS**


| Year | MALE CANDIDATES | | | | FEMALE CANDIDATES | | | | Over- all passed | Overall pass % |
|------|-----------------|---------------|-----------------|-----------|-------------------|---------------|-----------------|-----------|------------------------|-------------------|
| | No. of Enrol | No. of app | Total Passed | Pass % | No. of Enrol | No. of app | Total Passed | Pass % | | |
| 2017 | 17374 | 17191 | 11925 | 69.37 | 17775 | 17638 | 11307 | 64.11 | 23232 | 66.70 |
| 2018 | 18819 | 18637 | 13991 | 75.07 | 18532 | 18427 | 13135 | 71.28 | 27126 | 73.18 |
| 2019 | 18472 | 18342 | 13882 | 75.68 | 18886 | 18796 | 13858 | 73.73 | 27740 | 74.69 |
| 2020 | 19039 | 18860 | 12751 | 67.61 | 19625 | 19530 | 12333 | 63.15 | 25084 | 65.34 |
| 2021 | 23956 | 23956 | 23956 | 100.00 | 23252 | 23252 | 23252 | 100.00 | 47208 | 100.00 |
| 2022 | 20410 | 20087 | 15238 | 75.86 | 19354 | 19146 | 14576 | 76.13 | 29814 | 76.00 |
| 2023 | 18882 | 18721 | 15601 | 83.33 | 19245 | 19149 | 15764 | 82.32 | 31365 | 82.82 |
| 2024 | 19087 | 18995 | 17678 | 93.07 | 18628 | 18552 | 17253 | 93.00 | 34931 | 93.03 |
| 2025 | 18459 | 18387 | 16825 | 91.50 | 18593 | 18556 | 16930 | 91.24 | 33755 | 91.37 |
| 2026 | 18374 | 18283 | 16253 | 88.90 | 18352 | 18296 | 16206 | 88.58 | 32459 | 88.74 |


08/05/26

(Ayam Thoi Singh)
Controller of Examinations

IDPs STATISTICAL ABSTRACT ON DISTRICT-WISE
HIGH SCHOOL LEAVING CERTIFICATE EXAMINATION, 2026

| District | Male | | | Female | | | Total | | | Pass% |
|-------------|-------|-----|------|--------|-----|------|-------|-----|------|-------|
| | Enrol | App | Pass | Enrol | App | Pass | Enrol | App | Pass | |
| Imphal West | 35 | 33 | 23 | 38 | 38 | 28 | 73 | 71 | 51 | 71.83 |
| Imphal East | 11 | 11 | 9 | 11 | 11 | 10 | 22 | 22 | 19 | 86.36 |
| Thoubal | 10 | 10 | 10 | 19 | 19 | 19 | 29 | 29 | 29 | 100 |
| Bishnupur | 49 | 49 | 45 | 56 | 56 | 48 | 105 | 105 | 93 | 88.57 |
| Ukhrul | 6 | 6 | 3 | 5 | 5 | 5 | 11 | 11 | 8 | 72.73 |
| CCPur | 23 | 23 | 17 | 31 | 31 | 28 | 54 | 54 | 45 | 83.33 |
| Senapati | 0 | 0 | 0 | 0 | 0 | 0 | 0 | 0 | 0 | 0 |
| Tamenglong | 0 | 0 | 0 | 0 | 0 | 0 | 0 | 0 | 0 | 0 |
| Chandel | 9 | 9 | 8 | 4 | 4 | 0 | 13 | 13 | 8 | 61.54 |
| Jiribam | 0 | 0 | 0 | 2 | 2 | 2 | 2 | 2 | 2 | 100 |
| Kakching | 34 | 34 | 27 | 31 | 31 | 27 | 65 | 65 | 54 | 83.08 |
| Kamjong | 0 | 0 | 0 | 0 | 0 | 0 | 0 | 0 | 0 | 0 |
| Pherzawl | 0 | 0 | 0 | 0 | 0 | 0 | 0 | 0 | 0 | 0 |
| Kangpokpi | 10 | 10 | 10 | 8 | 8 | 8 | 18 | 18 | 18 | 100 |
| Noney | 0 | 0 | 0 | 0 | 0 | 0 | 0 | 0 | 0 | 0 |
| Tengnoupal | 0 | 0 | 0 | 0 | 0 | 0 | 0 | 0 | 0 | 0 |
| Total | 187 | 185 | 152 | 205 | 205 | 175 | 392 | 390 | 327 | 83.85 |


 03/05/26
 (Ayam Thoi Singh)
 Controller of Examinations

IMPERSONATION

The candidates bearing the following roll numbers are debarred from sitting at the H.S.L.C. Examinations, 2027, 2028, 2029 and their results for the H.S.L.C. Examination, 2026 are also cancelled:

| | | | |
|-------|-------|-------|-------|
| 15519 | 15520 | 15599 | 15605 |
| 15640 | 33097 | 33331 | 38476 |

Total = 8 (EIGHT)

EXPELLED

The candidate bearing the following roll number is debarred from sitting at the H.S.L.C. Examination, 2027 and his/her result for the H.S.L.C. Examination, 2026 is also cancelled.

37741

Total = 1 (ONE)


WITHHELD

The candidate bearing the following roll number of the H.S.L.C. Examination, 2026 is kept withheld.

16779 16822 16823

Total = 3 (THREE)

The Head of the School concerned is to contact the Controller of Examinations on or before 30/05/2026.


08/05/26
(Ayam Thoi Singh)
Controller of Examinations